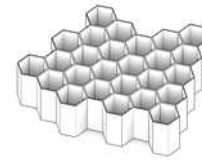


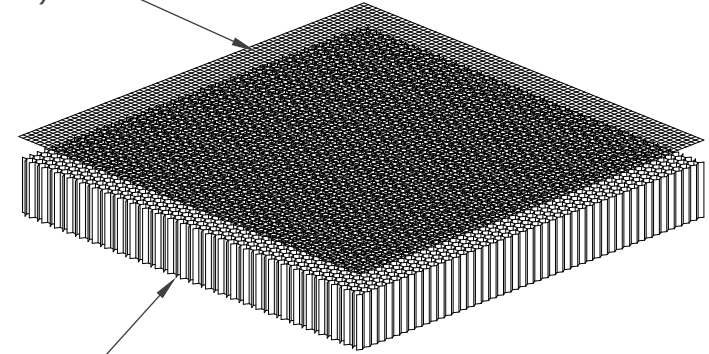
Dependant

TOP VIEW

Ember Mesh (interior)



Intumescent Core



ISOMETRIC VIEW



SIDE VIEW

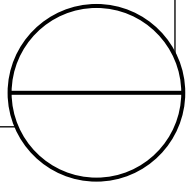
Installation

1. Measure your rough opening
*An 1-1/2" of material overlap is recommended on all sides for installation
2. Score the Vulcan honeycomb matrix with utility blade
3. Knock off excess with a straight edge
4. Trim ember mesh with heavy shears
5. Place a bead of **EverKem 136 Fire Seal** around perimeter of rough opening
6. Layer Vulcan matrix 1st then ember mesh last
7. Secure material overlap using 1" wide washers and mounting screws
8. Use caution so as not to collapse the Vulcan matrix when mounting

<https://www.vulcanvents.com/02-vm1424-gable-inst-2021/>

Proudly Manufactured By:  **NEW CAL**
METALS INC.

www.newcalmetals.com



VM1424 PRODUCT SPECIFICATION & DATA SHEET

Model Description	Vulcan Matrix	Flange Type	N/A	Frame & Flange	N/A
Model Number	VM1424	NFVA	Dependant	Intumescent Core	5mm Hexagonal Matrix - Aluminum with intumescent coating
Model Size	14" x 24"			Ember Mesh	14 Mesh - 304 Stainless Steel (Faces interior)